



NATA LIGHTING CO.,LTD.
www.nata.cn
Email:info@nata.com
Tel:+86-750-3770000 Fax:+86 750 3771111
Address:Address:380JinOu Road,GaoXin Zone,Jiang Men City,Guangdong,China

Nata

Client:

LumCAT: 2-2763-L

Luminaire: 92.70.411.00

Report No: 2024902-B024

Ballast type: AC

Test No: 2024902-C024

Voltage(V): 36.550

LampCAT: LUMILEDS LUXEON CoB 1208 Current(A): 0.897

Lamp flux(lm): 4053.0 Power (W): 32.780

Number of Lamps: 1 PF: 0.000

Length(mm): 0 Width(mm): 0

Phm Type: C Height(mm): 0

Photometric Results

Lumens(lm): 3760.63, Efficiency(%): 92.79% , Luminous Efficacy(lm/W): 114.72

Central intensity(cd): 5368.970, Maximum intensity(cd): 5368.970

Angle of maximum intensity: C=0.0 γ =0.0

Beam Angle(50%Imax): [C0/180]Total=51.6

[C90/270]Total=51.6

Field angle(10%Imax): [C0/180]Total=74.4

[C90/270]Total=74.4

Maximum s/h(1/2): C0_180=0.81 C90_270=0.81

Maximum s/h(1/4): C0_180=0.80 C90_270=0.80

Up flux rate of lamp(%): 0.00%

Down flux rate of lamp(%): 92.79%

Up flux rate of LUM(%): - -

Down flux rate of LUM(%): 100.00%

CIE Type : Direct lighting

Output flux ratio in π solid angle : 98.872%

Equipment: GMS 1800
Temperature(°C): 25.0

Date: 2024/9/2
Humidity(%): 60.0%

Operator: NT
Distance(m): 7.25

$\gamma(^{\circ})$	Average I(cd)	Zonal F(lm)	Sum F(lm)	Eff Flux(%)	Eff Sum(%)
0.0	5368.970	0.000	0	0.00%	0.00%
1.0	5365.357	5.136	5.136	0.13%	0.14%
2.0	5360.127	15.394	20.53	0.38%	0.55%
3.0	5360.265	25.640	46.17	0.63%	1.23%
4.0	5356.296	35.872	82.042	0.89%	2.18%
5.0	5335.954	45.998	128.039	1.13%	3.40%
6.0	5306.579	55.929	183.969	1.38%	4.89%
7.0	5271.329	65.657	249.626	1.62%	6.64%
8.0	5220.698	75.089	324.715	1.85%	8.63%
9.0	5153.990	84.081	408.796	2.07%	10.87%
10.0	5081.539	92.628	501.424	2.29%	13.33%
11.0	5002.360	100.759	602.183	2.49%	16.01%
12.0	4907.498	108.329	710.512	2.67%	18.89%
13.0	4802.274	115.231	825.742	2.84%	21.96%
14.0	4683.871	121.422	947.164	3.00%	25.19%
15.0	4557.464	126.869	1074.033	3.13%	28.56%
16.0	4428.476	131.669	1205.702	3.25%	32.06%
17.0	4255.552	135.234	1340.936	3.34%	35.66%
18.0	4094.461	137.674	1478.61	3.40%	39.32%
19.0	3929.671	139.603	1618.213	3.44%	43.03%
20.0	3738.790	140.354	1758.567	3.46%	46.76%
21.0	3542.883	139.823	1898.39	3.45%	50.48%
22.0	3388.961	139.298	2037.689	3.44%	54.18%
23.0	3173.888	137.706	2175.395	3.40%	57.85%
24.0	3005.202	135.097	2310.492	3.33%	61.44%
25.0	2838.480	132.873	2443.364	3.28%	64.97%
26.0	2637.842	129.269	2572.634	3.19%	68.41%
27.0	2478.552	125.174	2697.807	3.09%	71.74%
28.0	2304.025	121.085	2818.892	2.99%	74.96%
29.0	2109.786	115.478	2934.37	2.85%	78.03%
30.0	1870.621	107.470	3041.84	2.65%	80.89%
31.0	1685.088	98.950	3140.79	2.44%	83.52%
32.0	1475.173	90.538	3231.328	2.23%	85.93%
33.0	1250.422	80.297	3311.625	1.98%	88.06%
34.0	1027.768	68.945	3380.57	1.70%	89.89%
35.0	867.071	58.847	3439.416	1.45%	91.46%
36.0	710.481	50.230	3489.646	1.24%	92.79%
37.0	557.064	41.340	3530.986	1.02%	93.89%

$\gamma(^{\circ})$	Average I(cd)	Zonal F(lm)	Sum F(lm)	Eff Flux(%)	Eff Sum(%)
38.0	427.793	32.873	3563.859	0.81%	94.77%
39.0	336.459	26.086	3589.945	0.64%	95.46%
40.0	252.734	20.549	3610.494	0.51%	96.01%
41.0	190.276	15.775	3626.27	0.39%	96.43%
42.0	152.517	12.454	3638.724	0.31%	96.76%
43.0	132.622	10.562	3649.286	0.26%	97.04%
44.0	100.329	8.792	3658.079	0.22%	97.27%
45.0	85.184	7.129	3665.208	0.18%	97.46%
46.0	73.088	6.190	3671.398	0.15%	97.63%
47.0	63.686	5.440	3676.838	0.13%	97.77%
48.0	56.301	4.851	3681.688	0.12%	97.90%
49.0	50.309	4.378	3686.066	0.11%	98.02%
50.0	45.414	3.991	3690.057	0.10%	98.12%
51.0	41.340	3.670	3693.728	0.09%	98.22%
52.0	38.088	3.408	3697.136	0.08%	98.31%
53.0	35.020	3.180	3700.316	0.08%	98.40%
54.0	32.510	2.976	3703.293	0.07%	98.48%
55.0	30.467	2.811	3706.104	0.07%	98.55%
56.0	28.417	2.661	3708.764	0.07%	98.62%
57.0	26.853	2.527	3711.292	0.06%	98.69%
58.0	25.388	2.416	3713.707	0.06%	98.75%
59.0	23.811	2.300	3716.007	0.06%	98.81%
60.0	22.727	2.199	3718.206	0.05%	98.87%
61.0	21.570	2.114	3720.32	0.05%	98.93%
62.0	20.342	2.020	3722.339	0.05%	98.98%
63.0	19.580	1.942	3724.281	0.05%	99.03%
64.0	19.028	1.894	3726.175	0.05%	99.08%
65.0	19.218	1.893	3728.068	0.05%	99.13%
66.0	20.099	1.962	3730.03	0.05%	99.19%
67.0	21.222	2.078	3732.108	0.05%	99.24%
68.0	21.761	2.177	3734.285	0.05%	99.30%
69.0	21.899	2.227	3736.512	0.05%	99.36%
70.0	21.636	2.236	3738.748	0.06%	99.42%
71.0	20.828	2.195	3740.943	0.05%	99.48%
72.0	20.066	2.126	3743.069	0.05%	99.53%
73.0	19.323	2.060	3745.129	0.05%	99.59%
74.0	18.003	1.962	3747.091	0.05%	99.64%
75.0	16.097	1.802	3748.893	0.04%	99.69%

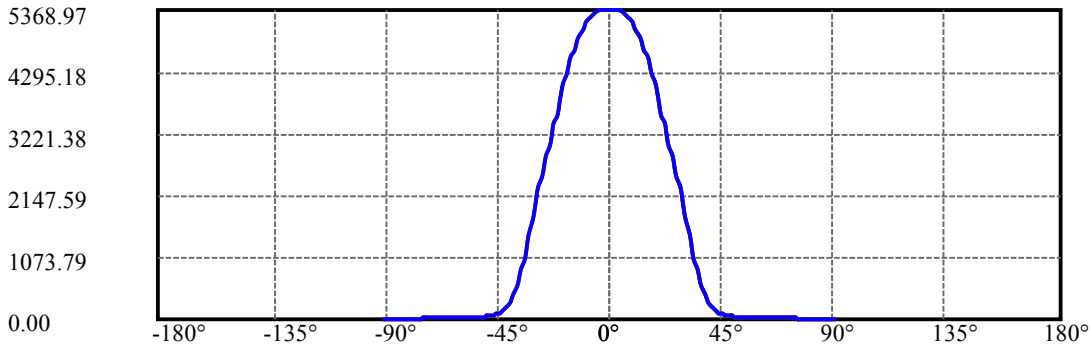
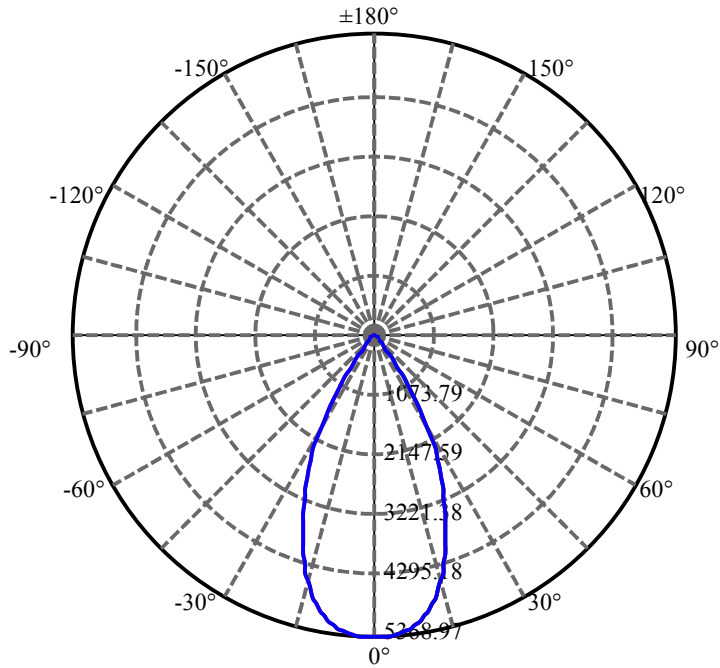
$\gamma(^{\circ})$	Average I(cd)	Zonal F(lm)	Sum F(lm)	Eff Flux(%)	Eff Sum(%)
76.0	14.284	1.613	3750.506	0.04%	99.73%
77.0	12.286	1.417	3751.922	0.03%	99.77%
78.0	10.756	1.233	3753.156	0.03%	99.80%
79.0	9.481	1.087	3754.243	0.03%	99.83%
80.0	8.397	0.964	3755.207	0.02%	99.86%
81.0	7.648	0.868	3756.075	0.02%	99.88%
82.0	6.886	0.788	3756.863	0.02%	99.90%
83.0	6.104	0.706	3757.569	0.02%	99.92%
84.0	5.421	0.628	3758.197	0.02%	99.94%
85.0	4.763	0.556	3758.753	0.01%	99.95%
86.0	4.139	0.487	3759.239	0.01%	99.96%
87.0	3.620	0.425	3759.664	0.01%	99.97%
88.0	3.035	0.365	3760.028	0.01%	99.98%
89.0	2.694	0.314	3760.343	0.01%	99.99%
90.0	2.490	0.284	3760.627	0.01%	100.00%

ZONAL LUMEN SUMMARY

Zone	Lumens	%Lamp	%Fixt
0-30	3041.84	75.05%	80.89%
0-40	3610.49	89.08%	96.01%
0-60	3718.21	91.74%	98.87%
0-90	3760.34	92.78%	99.99%
0-120	3760.34	92.78%	99.99%
0-180	3760.63	92.79%	100.00%
60-90	42.14	1.04%	1.12%
90-120	0.00	0.00%	0.00%
90-130	0.00	0.00%	0.00%
90-150	0.00	0.00%	0.00%
90-180	0.00	0.00%	0.00%
0-29.69	3008.50	74.23%	80.00%

ZONAL LUMEN SUMMARY

0-10	501.42
10-20	1257.14
20-30	1283.27
30-40	568.65
40-50	79.56
50-60	28.15
60-70	20.54
70-80	16.46
80-90	5.14
90-100	0.00
100-110	0.00
110-120	0.00
120-130	0.00
130-140	0.00
140-150	0.00
150-160	0.00
160-170	0.00
170-180	0.00



C0(Max): —————

C0/C180: —————

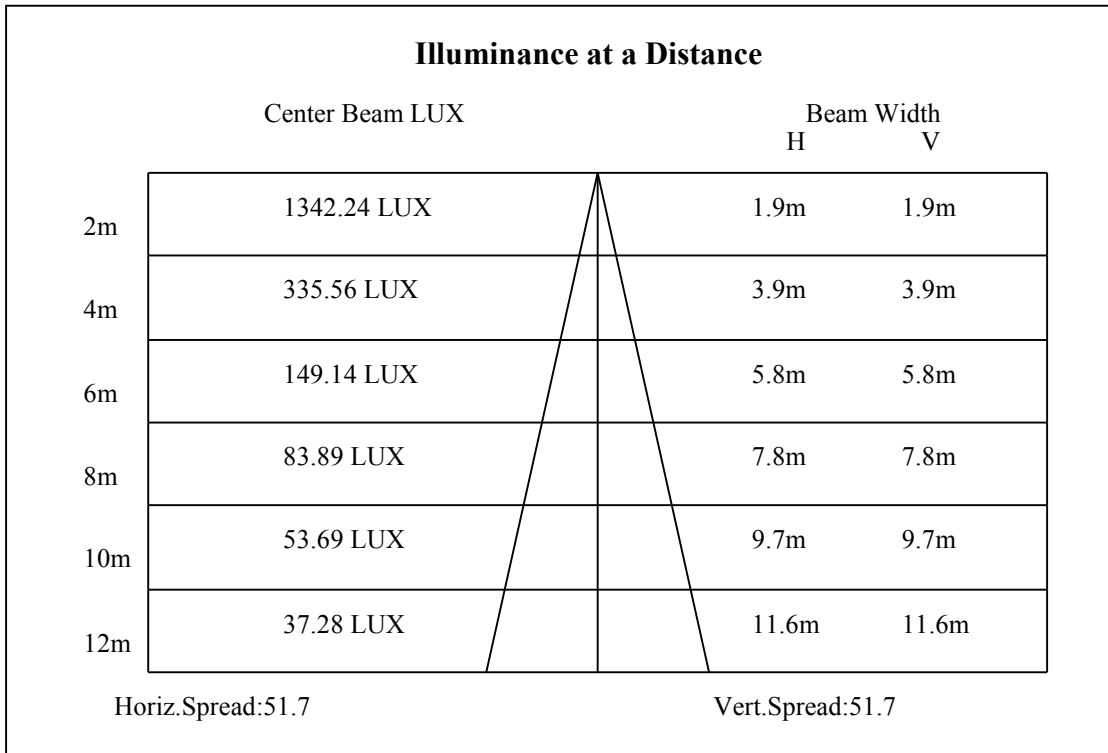
C90/C270: —————

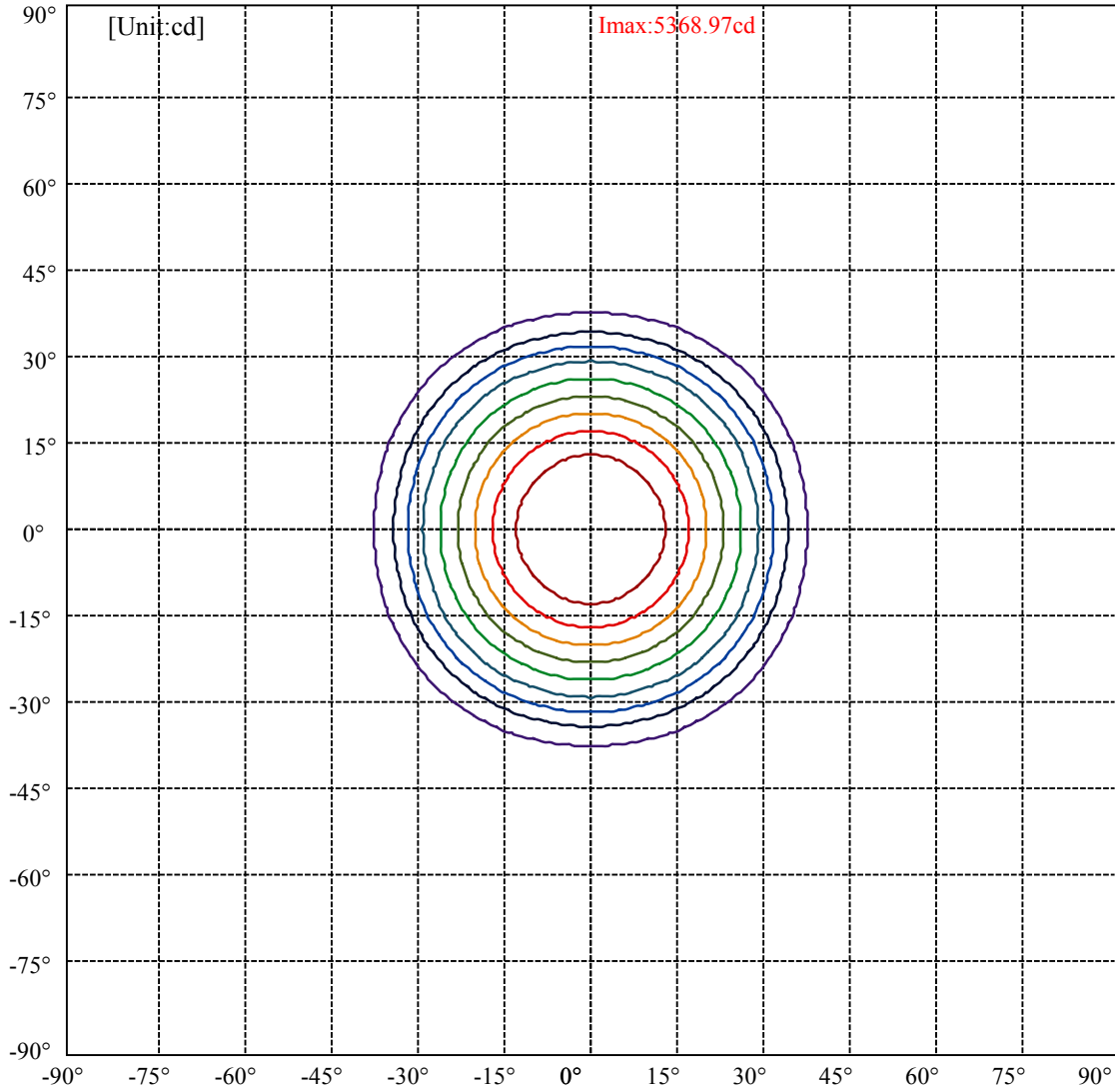
Field angle(10%Imax):C0/180Left:37.2 Right:37.2

:C90/270Left:37.2 Right:37.2

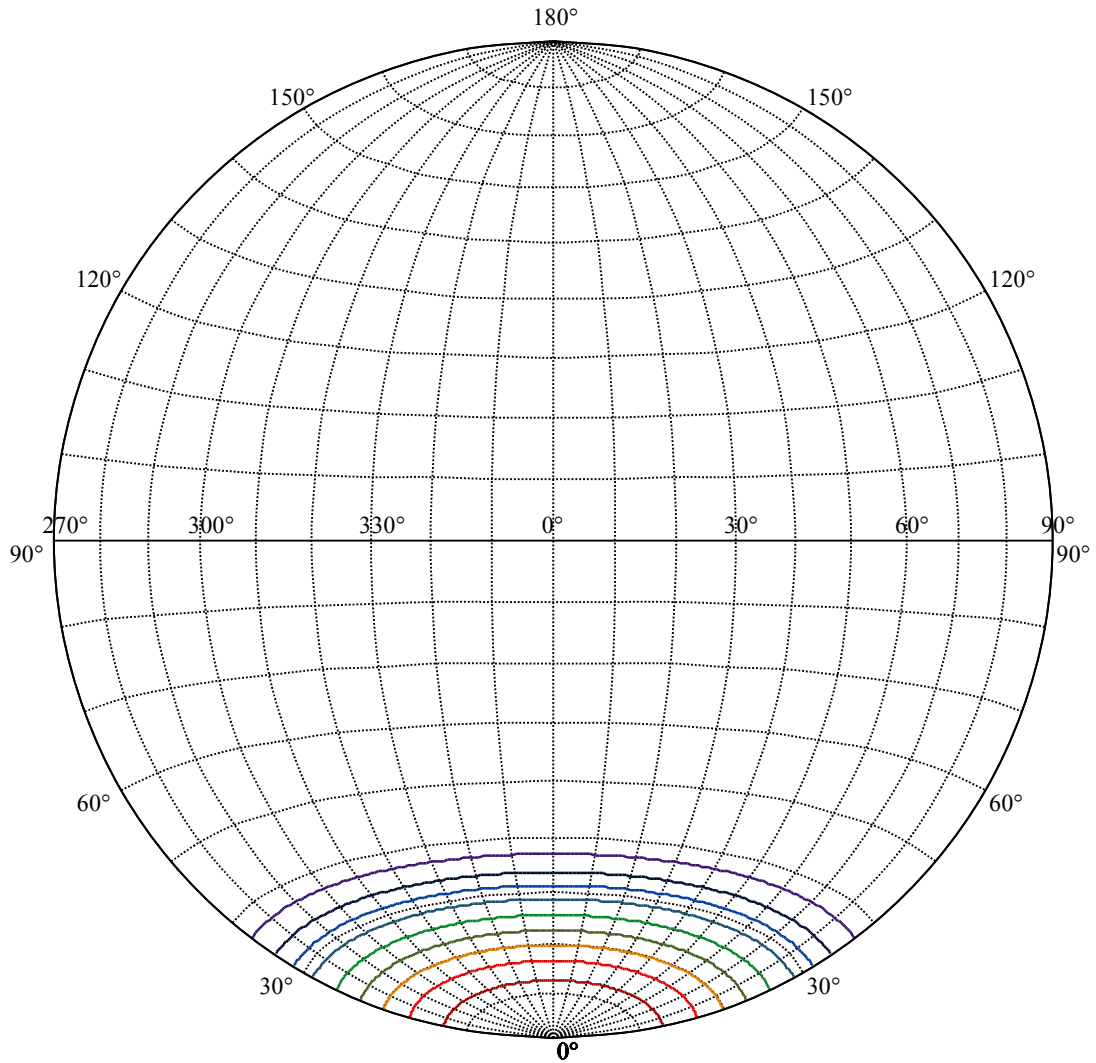
Beam Angle(50%Imax):C0/180Left:25.8 Right:25.8

:C90/270Left:25.8 Right:25.8





(10%Imax) 536.897	—
(20%Imax) 1073.79	—
(30%Imax) 1610.69	—
(40%Imax) 2147.59	—
(50%Imax) 2684.48	—
(60%Imax) 3221.38	—
(70%Imax) 3758.28	—
(80%Imax) 4295.18	—
(90%Imax) 4832.07	—



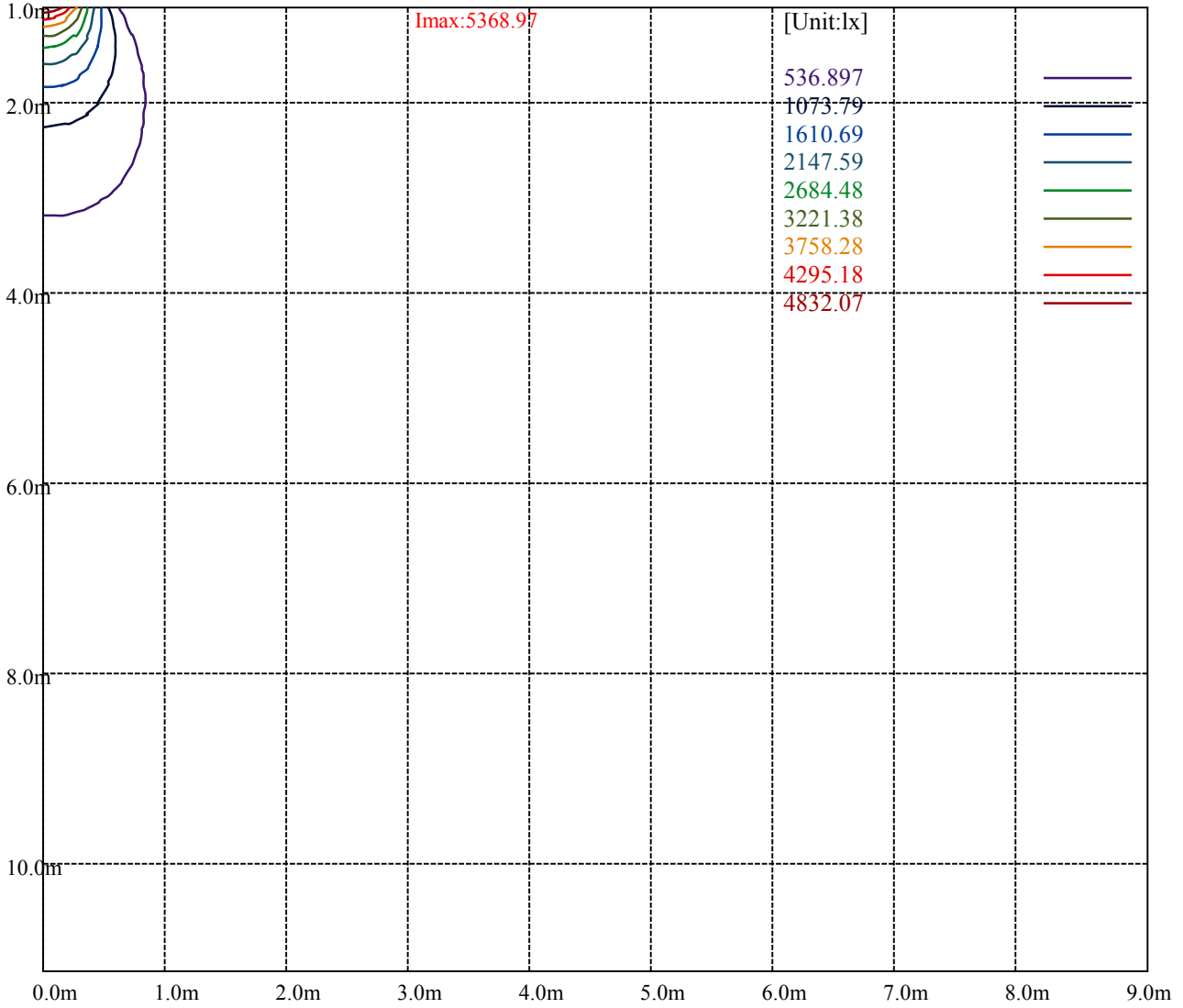
House

[Unit:cd]

Road

Imax:5368.97

(10%Imax)	536.897	—
(20%Imax)	1073.79	—
(30%Imax)	1610.69	—
(40%Imax)	2147.59	—
(50%Imax)	2684.48	—
(60%Imax)	3221.38	—
(70%Imax)	3758.28	—
(80%Imax)	4295.18	—
(90%Imax)	4832.07	—



Luminance Table

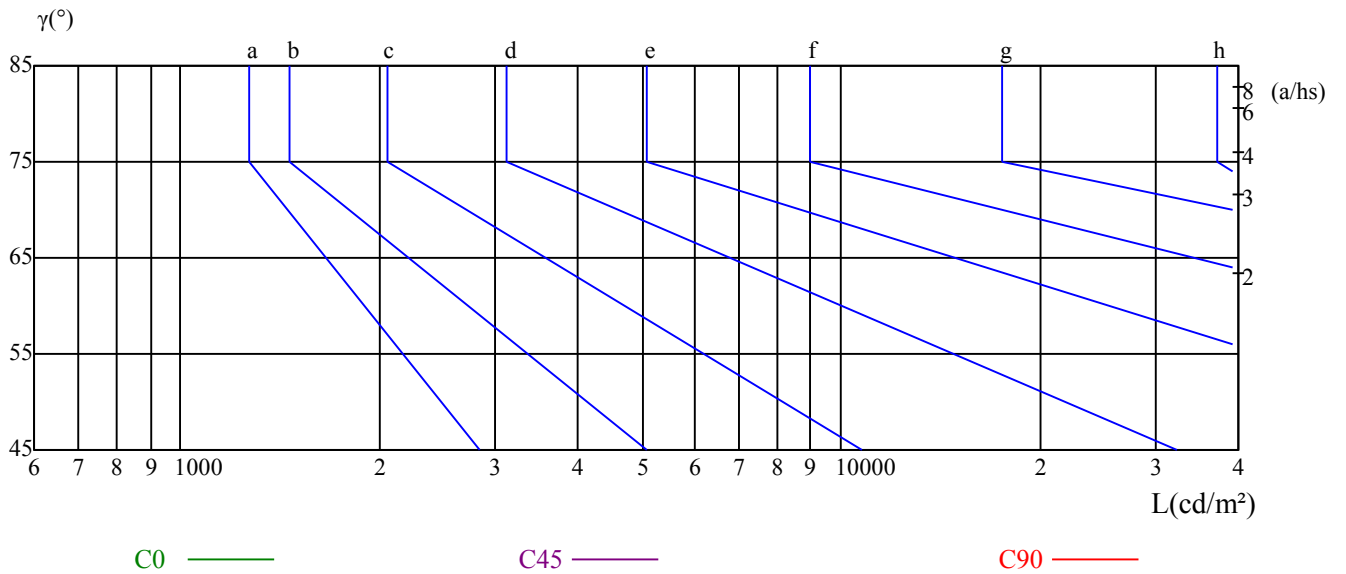
γ	45	50	55	60	65	70	75	80	85
C0	0	0	0	0	0	0	0	0	0
C45	0	0	0	0	0	0	0	0	0
C90	0	0	0	0	0	0	0	0	0

L(Hor)(65)	L(Ver)(65)	L45(65)	L(Hor)(75)	L(Ver)(75)	L45(75)	L(Hor)(85)	L(Ver)(85)	L45(85)
0	0	0	0	0	0	0	0	0

Glare Table

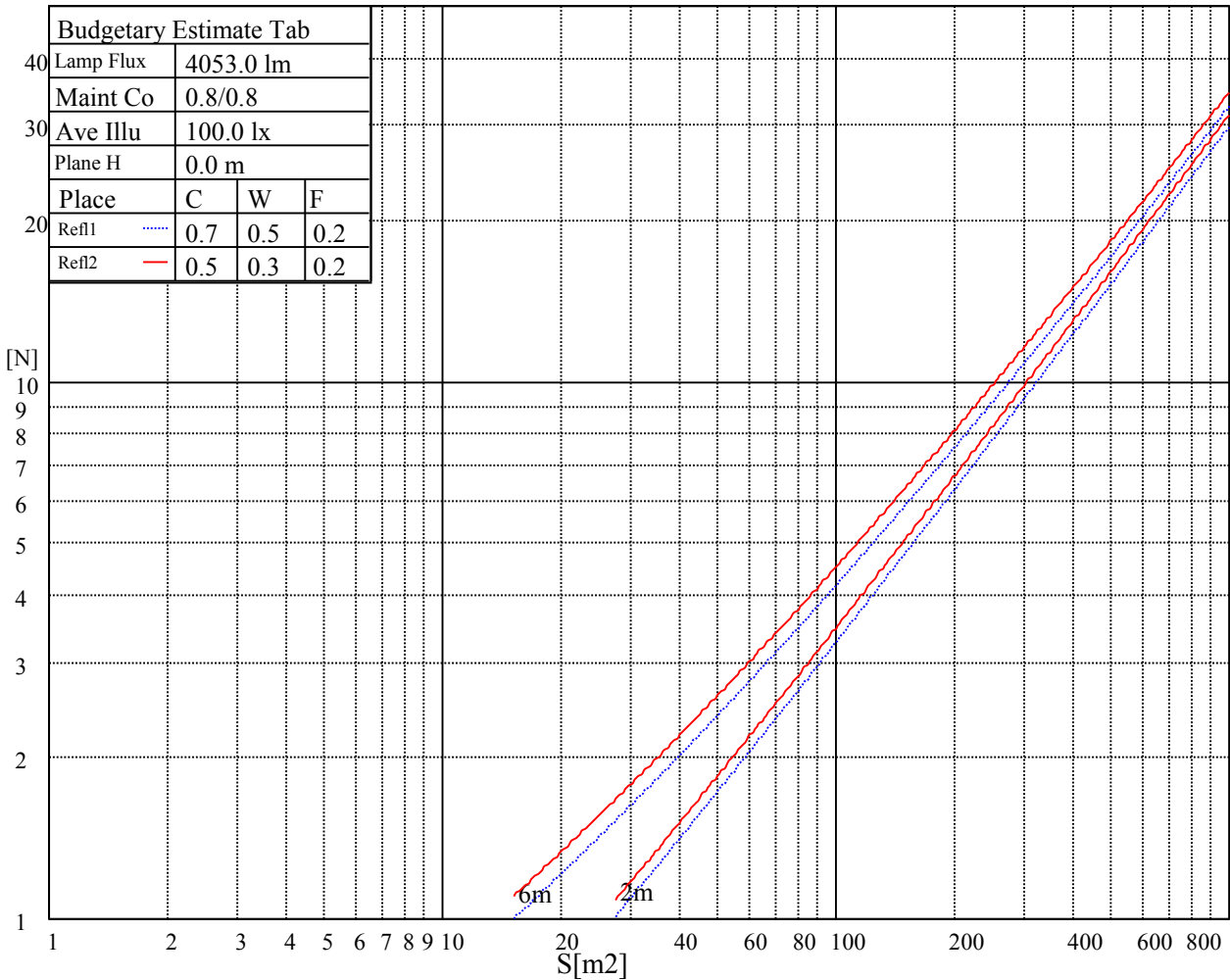
Glare	Quality	Service Values Illuminance(lx)							
1.15	A	2000	1000	500	<=300				
1.5	B		2000	1000	500	<=300			
1.85	C			2000	1000	500	<=300		
2.2	D				2000	1000	500	<=300	
2.55	E					2000	1000	500	<=300
		a	b	c	d	e	f	g	h

Luminance Limiting Curve

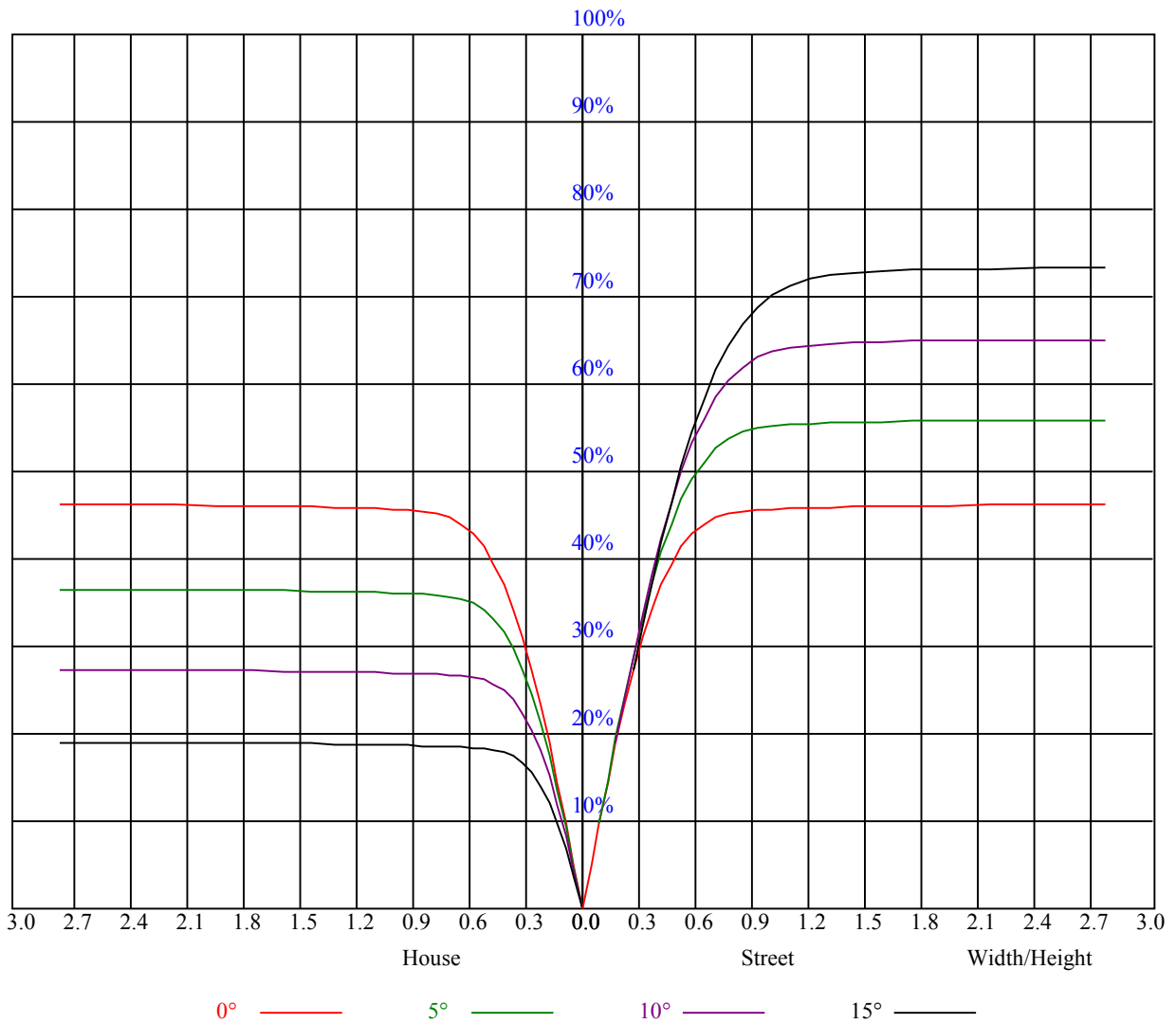


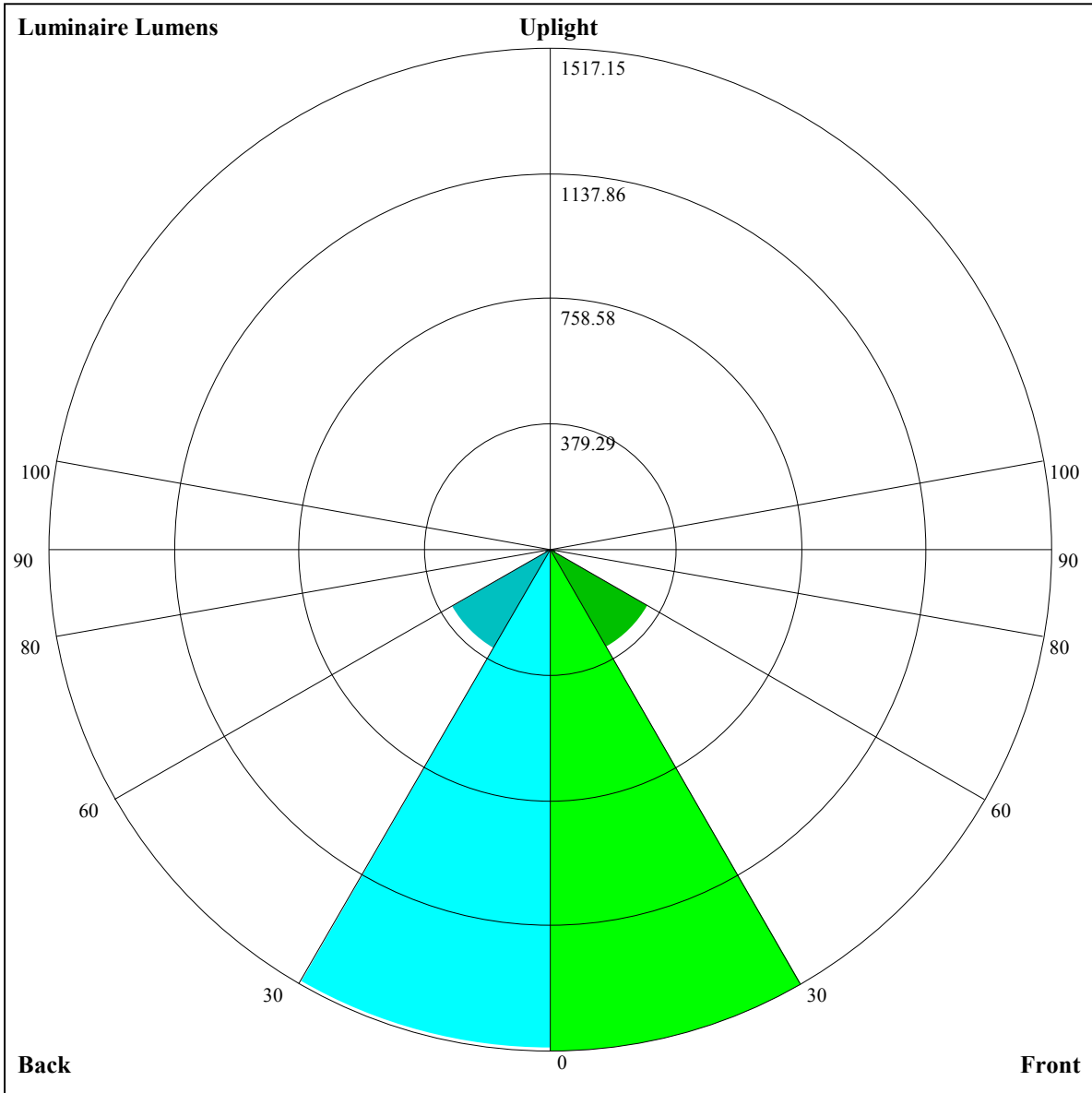
Illumination assessment according UGR											
Rf of Ceiling	70	70	50	50	30	70	70	50	50	30	
Rf of Wall	50	30	50	30	30	50	30	50	30	30	
Rf of Floor	20	20	20	20	20	20	20	20	20	20	
Room dimensions		Viewed crosswise					Viewed endwise				
X	Y										
2H	2H	非数字	非数字	非数字	非数字	非数字	非数字	非数字	非数字	非数字	
	3H	非数字	非数字	非数字	非数字	非数字	非数字	非数字	非数字	非数字	
	4H	非数字	非数字	非数字	非数字	非数字	非数字	非数字	非数字	非数字	
	6H	非数字	非数字	非数字	非数字	非数字	非数字	非数字	非数字	非数字	
	8H	非数字	非数字	非数字	非数字	非数字	非数字	非数字	非数字	非数字	
4H	12H	非数字	非数字	非数字	非数字	非数字	非数字	非数字	非数字	非数字	
	2H	非数字	非数字	非数字	非数字	非数字	非数字	非数字	非数字	非数字	
	3H	非数字	非数字	非数字	非数字	非数字	非数字	非数字	非数字	非数字	
	4H	非数字	非数字	非数字	非数字	非数字	非数字	非数字	非数字	非数字	
	6H	非数字	非数字	非数字	非数字	非数字	非数字	非数字	非数字	非数字	
8H	8H	非数字	非数字	非数字	非数字	非数字	非数字	非数字	非数字	非数字	
	12H	非数字	非数字	非数字	非数字	非数字	非数字	非数字	非数字	非数字	
	4H	非数字	非数字	非数字	非数字	非数字	非数字	非数字	非数字	非数字	
	6H	非数字	非数字	非数字	非数字	非数字	非数字	非数字	非数字	非数字	
	8H	非数字	非数字	非数字	非数字	非数字	非数字	非数字	非数字	非数字	
12H	12H	非数字	非数字	非数字	非数字	非数字	非数字	非数字	非数字	非数字	
	4H	非数字	非数字	非数字	非数字	非数字	非数字	非数字	非数字	非数字	
	6H	非数字	非数字	非数字	非数字	非数字	非数字	非数字	非数字	非数字	
	8H	非数字	非数字	非数字	非数字	非数字	非数字	非数字	非数字	非数字	
Variation with the observer position at spacings:											
S = 1.0H		非数字/非数字					非数字/非数字				
S = 1.5H		非数字/非数字					非数字/非数字				
S = 2.0H		非数字/非数字					非数字/非数字				
Standard tables:		BK0					BK0				
Uncorrected UGR		负无穷大					负无穷大				

UGR calculation is based on CIE Publ. 117 ,S/H = 0.25



RHOCC	80			70			50			30			10			0
RHOW	50	30	10	50	30	10	50	30	10	50	30	10	50	30	10	0
RCR	COEFFICIENTS OF UTILIZATION RHOFC=20 CU															
0	1.10	1.10	1.10	1.08	1.08	1.08	1.03	1.03	1.03	0.99	0.99	0.99	0.95	0.95	0.95	0.93
1	1.03	1.01	0.99	1.01	0.99	0.97	0.97	0.96	0.94	0.94	0.93	0.92	0.91	0.90	0.89	0.87
2	0.96	0.93	0.90	0.95	0.92	0.89	0.92	0.89	0.87	0.89	0.87	0.85	0.87	0.85	0.83	0.82
3	0.91	0.86	0.83	0.89	0.85	0.82	0.87	0.84	0.81	0.85	0.82	0.80	0.83	0.80	0.78	0.77
4	0.85	0.80	0.77	0.84	0.80	0.76	0.82	0.78	0.75	0.80	0.77	0.75	0.79	0.76	0.74	0.72
5	0.80	0.75	0.72	0.80	0.75	0.71	0.78	0.74	0.71	0.76	0.73	0.70	0.75	0.72	0.69	0.68
6	0.76	0.71	0.67	0.75	0.70	0.67	0.74	0.70	0.66	0.73	0.69	0.66	0.71	0.68	0.66	0.64
7	0.72	0.67	0.63	0.71	0.66	0.63	0.70	0.66	0.63	0.69	0.65	0.62	0.68	0.65	0.62	0.61
8	0.68	0.63	0.60	0.68	0.63	0.59	0.67	0.62	0.59	0.66	0.62	0.59	0.65	0.61	0.59	0.58
9	0.65	0.60	0.56	0.64	0.60	0.56	0.64	0.59	0.56	0.63	0.59	0.56	0.62	0.58	0.56	0.55
10	0.62	0.57	0.53	0.61	0.57	0.53	0.61	0.56	0.53	0.60	0.56	0.53	0.59	0.56	0.53	0.52





Luminaire Lumens:

FL=1517.15,FM=340.16,FH=18.33,FVH=2.69

BL=1507.47,BM=344.13,BH=19.71,BVH=2.88

UL=0,UH=0

BUG Rating:B3-U0-G0

Intensity data(cd)

C/γ(°)	0.0	1.0	2.0	3.0	4.0	5.0	6.0	7.0	8.0
0.0	5374.15	5371.36	5387.50	5409.79	5419.25	5414.78	5380.24	5342.35	5282.74
45.0	5335.67	5393.65	5428.18	5472.75	5517.85	5525.11	5510.65	5496.72	5453.25
90.0	5423.14	5450.99	5486.68	5530.68	5543.50	5525.11	5502.30	5464.40	5405.32
135.0	5342.93	5373.04	5389.18	5419.25	5450.47	5462.72	5432.65	5394.17	5351.86
180.0	5374.15	5362.43	5344.03	5322.32	5312.86	5291.10	5271.07	5236.49	5199.17
225.0	5335.67	5291.68	5241.53	5208.63	5170.21	5101.66	5064.34	5019.19	4952.33
270.0	5423.14	5361.85	5311.70	5251.57	5195.28	5148.50	5101.66	5063.24	5018.67
315.0	5342.93	5317.85	5292.20	5267.13	5240.95	5218.67	5189.71	5154.07	5102.24
360.0	5374.15	5371.36	5387.50	5409.79	5419.25	5414.78	5380.24	5342.35	5282.74
C/γ(°)	9.0	10.0	11.0	12.0	13.0	14.0	15.0	16.0	17.0
0.0	5213.67	5140.14	5062.14	4976.88	4858.77	4745.08	4613.04	4472.07	4303.82
45.0	5393.65	5323.42	5240.95	5119.48	4990.81	4846.47	4700.51	4514.96	4309.97
90.0	5325.11	5235.38	5107.81	4966.26	4820.30	4635.33	4442.53	4241.95	4025.24
135.0	5304.50	5230.91	5141.24	5030.34	4922.27	4782.98	4616.93	4516.12	4287.52
180.0	5125.63	5066.55	5003.06	4935.09	4833.12	4726.16	4622.50	4502.19	4354.54
225.0	4864.34	4779.61	4711.65	4633.65	4547.87	4454.25	4353.96	4230.81	4092.10
270.0	4954.59	4902.19	4828.65	4743.98	4674.33	4594.12	4510.55	4457.04	4327.21
315.0	5050.42	4974.09	4923.37	4854.30	4770.73	4686.58	4599.69	4492.67	4384.03
360.0	5213.67	5140.14	5062.14	4976.88	4858.77	4745.08	4613.04	4472.07	4303.82
C/γ(°)	18.0	19.0	20.0	21.0	22.0	23.0	24.0	25.0	26.0
0.0	4124.95	3936.09	3738.88	3534.93	3420.71	3150.49	3038.48	2848.52	2586.08
45.0	4095.99	3918.80	3699.87	3424.08	3227.39	2984.45	2762.69	2558.22	2362.68
90.0	3783.97	3541.61	3302.03	3067.49	2893.09	2639.01	2440.69	2289.10	2111.96
135.0	4127.73	3931.62	3725.47	3498.72	3275.27	3064.13	2853.51	2658.51	2468.55
180.0	4203.53	4049.73	3870.91	3679.80	3569.47	3382.82	3201.21	3026.81	2865.23
225.0	3946.13	3805.16	3657.51	3484.79	3386.18	3158.27	3063.55	2914.28	2692.51
270.0	4216.35	4143.34	3965.63	3878.17	3733.30	3571.15	3406.21	3241.32	3079.16
315.0	4257.04	4111.02	3950.02	3775.09	3606.26	3440.79	3275.27	3171.10	2936.56
360.0	4124.95	3936.09	3738.88	3534.93	3420.71	3150.49	3038.48	2848.52	2586.08
C/γ(°)	27.0	28.0	29.0	30.0	31.0	32.0	33.0	34.0	35.0
0.0	2475.22	2280.74	2075.17	1855.67	1638.90	1320.21	1057.93	1016.40	819.13
45.0	2182.13	2003.84	1819.45	1620.50	1423.87	1234.96	1054.98	881.74	710.12
90.0	1917.48	1714.12	1509.65	1041.11	1041.11	926.31	741.76	569.46	414.67
135.0	2284.68	2078.53	1861.76	1645.57	1426.07	1214.35	1009.31	815.98	637.11
180.0	2693.04	2529.25	2327.57	2111.38	1890.73	1668.44	1447.78	1228.86	1021.55
225.0	2590.54	2416.72	2223.39	2017.24	1815.51	1622.18	1310.75	1055.40	978.08
270.0	2917.59	2745.44	2577.19	2389.39	2181.61	1975.98	1765.94	1553.64	1339.13
315.0	2767.73	2663.55	2484.10	2284.10	2062.92	1838.95	1614.93	1100.66	1016.77
360.0	2475.22	2280.74	2075.17	1855.67	1638.90	1320.21	1057.93	1016.40	819.13
C/γ(°)	36.0	37.0	38.0	39.0	40.0	41.0	42.0	43.0	44.0
0.0	644.47	478.42	339.40	248.83	162.21	134.30	109.59	91.83	79.21
45.0	554.69	410.36	332.93	287.25	202.73	128.57	109.17	95.03	83.00
90.0	287.10	195.01	139.97	123.73	100.50	88.25	81.84	72.48	64.34
135.0	474.43	384.76	282.79	282.79	129.41	106.81	91.83	79.79	69.86
180.0	822.13	643.84	484.47	346.28	300.03	280.00	153.80	124.52	102.55
225.0	792.22	625.02	480.95	358.74	301.92	214.19	188.86	153.38	126.31
270.0	1131.88	934.09	750.80	584.18	469.96	332.35	295.03	295.03	163.57
315.0	976.93	785.02	611.04	459.87	355.11	237.74	190.01	148.91	113.80
360.0	644.47	478.42	339.40	248.83	162.21	134.30	109.59	91.83	79.21

Intensity data(cd)

C/γ(°)	45.0	46.0	47.0	48.0	49.0	50.0	51.0	52.0	53.0
0.0	68.91	60.66	53.88	48.36	43.78	40.00	36.79	34.27	31.80
45.0	72.90	64.13	56.66	50.72	45.94	41.94	38.58	35.69	33.01
90.0	57.29	51.67	46.83	42.89	39.42	36.37	33.69	31.33	29.12
135.0	61.50	54.51	48.78	43.84	39.95	36.69	33.80	32.38	29.17
180.0	87.41	75.74	66.70	59.03	52.62	47.52	43.15	39.58	36.53
225.0	105.28	89.46	77.69	68.07	60.03	53.88	48.78	44.42	40.84
270.0	131.41	107.75	89.99	77.42	67.65	59.61	53.30	48.04	43.89
315.0	96.77	80.79	68.96	60.08	53.09	47.31	42.63	39.00	35.80
360.0	68.91	60.66	53.88	48.36	43.78	40.00	36.79	34.27	31.80
C/γ(°)	54.0	55.0	56.0	57.0	58.0	59.0	60.0	61.0	62.0
0.0	29.75	27.96	26.39	24.81	23.55	22.39	21.24	20.18	19.24
45.0	30.70	29.07	26.86	25.18	23.97	22.50	20.97	19.87	18.82
90.0	27.17	25.34	23.76	22.29	20.92	19.66	18.55	17.66	16.45
135.0	27.28	26.23	24.02	23.13	21.81	20.66	19.55	18.45	17.50
180.0	33.85	31.54	29.54	27.75	26.75	24.60	23.76	22.55	20.92
225.0	37.95	35.27	32.96	30.91	29.01	27.33	26.44	25.18	23.44
270.0	40.21	37.27	34.74	33.43	31.33	28.86	27.96	26.44	25.12
315.0	33.17	31.06	29.07	27.33	25.76	24.49	23.34	22.23	21.24
360.0	29.75	27.96	26.39	24.81	23.55	22.39	21.24	20.18	19.24
C/γ(°)	63.0	64.0	65.0	66.0	67.0	68.0	69.0	70.0	71.0
0.0	18.71	17.82	17.03	16.19	15.45	15.19	15.03	14.56	14.14
45.0	17.77	16.93	15.87	15.03	14.09	13.19	12.35	11.51	10.67
90.0	15.72	14.72	13.82	13.14	12.30	11.51	10.78	10.14	9.41
135.0	16.71	15.82	14.98	14.19	13.46	12.67	11.98	11.35	10.72
180.0	20.39	19.55	18.82	18.98	19.24	19.66	19.66	19.61	19.24
225.0	22.97	24.65	29.91	32.54	34.06	33.11	33.85	33.85	31.43
270.0	24.02	22.92	22.71	27.17	34.53	40.42	42.42	42.73	42.00
315.0	20.34	19.82	20.60	23.55	26.65	28.33	29.12	29.33	29.01
360.0	18.71	17.82	17.03	16.19	15.45	15.19	15.03	14.56	14.14
C/γ(°)	72.0	73.0	74.0	75.0	76.0	77.0	78.0	79.0	80.0
0.0	13.56	13.09	12.25	11.41	10.35	9.36	8.46	7.62	6.89
45.0	9.93	9.36	8.73	8.09	7.46	6.83	6.20	5.78	5.26
90.0	8.73	8.09	7.52	6.89	6.20	5.62	5.10	4.57	4.05
135.0	10.14	9.78	9.04	8.57	8.20	7.67	6.99	6.41	5.89
180.0	18.71	18.03	17.14	15.87	14.40	13.04	11.56	10.78	9.04
225.0	30.33	29.65	27.39	21.60	19.03	15.61	13.98	12.19	11.14
270.0	40.89	39.63	38.21	35.74	30.85	24.49	19.97	16.35	14.03
315.0	28.23	26.96	23.76	20.60	17.77	15.66	13.77	12.14	10.88
360.0	13.56	13.09	12.25	11.41	10.35	9.36	8.46	7.62	6.89
C/γ(°)	81.0	82.0	83.0	84.0	85.0	86.0	87.0	88.0	89.0
0.0	6.36	5.68	4.89	4.26	3.89	3.31	3.00	2.52	2.00
45.0	4.68	4.05	3.63	3.15	2.68	2.21	1.73	1.31	1.26
90.0	3.68	3.26	2.89	2.47	2.05	1.79	1.37	1.31	1.31
135.0	5.31	4.57	4.15	3.63	3.21	2.73	2.42	1.47	1.37
180.0	8.04	7.36	6.47	5.78	4.94	4.31	3.78	3.31	2.79
225.0	10.20	9.30	8.25	7.10	6.47	5.57	4.94	4.31	3.84
270.0	13.04	11.83	10.57	9.67	8.52	7.62	6.68	5.78	5.15
315.0	9.88	9.04	7.99	7.31	6.36	5.57	5.05	4.26	3.84
360.0	6.36	5.68	4.89	4.26	3.89	3.31	3.00	2.52	2.00

Intensity data(cd)

C/ γ ($^{\circ}$)	90.0
0.0	1.84
45.0	1.31
90.0	1.31
135.0	1.31
180.0	2.21
225.0	3.47
270.0	4.73
315.0	3.73
360.0	1.84